

# Reusable Dialyzers

## Quick Start Guide



a brand of Harvard Bioscience, Inc.

### Single-Sided Dialyzer


The Single-Sided Dialyzer is a simple device for dialysis of biological samples from 10  $\mu$ l to 5 ml. The entire unit is constructed of Teflon, a virtually unreactive material, which will not interfere with valuable samples. Once assembled a Teflon-Teflon seal ensures that the Single-Sided Dialyzer is 100% leak proof. This dialyzer is ideal for the simple dialysis of salts, for buffer exchange, and for sample concentration. Includes chamber with cap.

### Ultra-Fast Dialyzer

The Ultra-Fast Dialyzer boasts all the features of the Single-Sided Dialyzer plus an additional dialysis port. The Ultra-Fast double-sided dialyzer thus uses two dialysis membranes, one on either side of the sample chamber. The increased membrane surface area results in greater sample exposure and an enhanced rate of dialysis. The Ultra-Fast Dialyzer includes chamber and two caps.

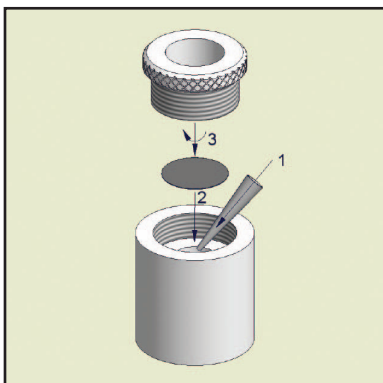
### SpinDialyzer & Fast SpinDialyzer

The SpinDialyzer and Fast SpinDialyzer are reusable, leak-proof dialyzers with a magnetic stir bar incorporated internally. This enables the entire dialyzer unit to be rotated during dialysis using a magnetic stir plate (72-1975) without an external spin bar. The constant motion of the sample results in dialysis times that are 50 to 100% faster than with the dialyzer. SpinDialyzer includes chamber plus cap. The Fast SpinDialyzer has two dialysis ports and includes chamber plus two caps.




### Instructions for Single-Sided Dialyzer and SpinDialyzer:

1. Place sample into dialysis chamber.
2. Insert membrane into dialyzer body.
3. Seal chamber by tightening cap.



4. Immerse into buffer horizontally.
5. To speed up dialysis, place on magnetic stirrer.

*Note: SpinDialyzers have an internal magnet and do not require a stirrer bar.*



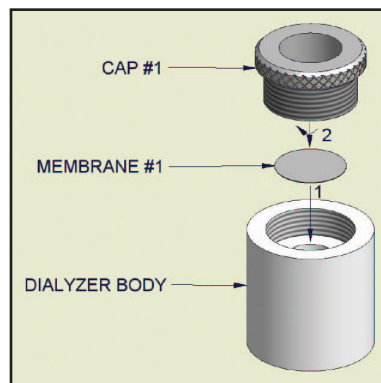
6. After dialysis is complete, remove from buffer and remove (unscrew) cap to retrieve sample.

#### Notes:

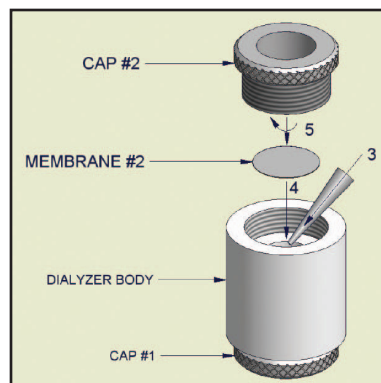
- Wash dialyzer before use.
- Discard membrane after use. Do not reuse.
- Apply buffer to hole in cap prior to insertion into buffer (to minimize air bubbles).

### Instructions for Fast SpinDialyzer and Ultra-Fast Dialyzer:

1. Place Membrane #1 into dialyzer body.
2. Seal chamber by tightening Cap #1.



3. Invert and place sample into dialysis chamber.
4. Insert Membrane #2 into dialyzer body.
5. Seal chamber by tightening Cap #2.



6. Immerse into buffer horizontally.
7. To speed up dialysis rate, place on a magnetic stirrer.
8. After dialysis is complete, remove either cap to retrieve sample.

*Note: SpinDialyzers have an internal magnet and do not require a stirrer bar.*

## Ordering Information

Single-Sided Dialyzer			
Chamber Volume, $\mu$ l	Chamber Inner Diameter	Qty. of 1	Qty. of 5
10	7/16"	74-0210	74-0200
20	7/16"	74-0211	74-0201
50	7/16"	74-0212	74-0202
100	7/16"	74-0213	74-0203
200	7/16"	74-0214	74-0204
500	11/16"	74-0215	74-0205
1,000	11/16"	74-0216	74-0206
1,500	11/16"	72-0217	72-0207
3,000	15/16"	72-0218	72-0208
5,000	15/16"	72-0219	72-0209
Ultra-Fast Dialyzer			
Chamber Volume, $\mu$ l	Chamber Inner Diameter	Qty. of 1	Qty. of 5
25	11/16"	7404-251D	7404-255D
50	11/16"	7404-501D	7404-505D
100	11/16"	7404-1001D	7404-1005D
250	15/16"	7404-2501D	7404-2505D
500	15/16"	7404-5001D	7404-5005D
1,000	15/16"	7404-10001D	7404-10005D
1,500	15/16"	7404-15001D	7404-15005D
3,000	15/16"	7404-30001D	7404-30005D
5,000	15/16"	7404-50001D	7404-50005D
SpinDialyzer			
Chamber Volume, $\mu$ l	Chamber Inner Diameter	Qty. of 1	Qty. of 5
10	7/16"	74-0308	74-0300
20	7/16"	74-0309	74-0301
50	7/16"	74-0310	74-0302
100	7/16"	74-0311	74-0303
200	7/16"	74-0312	74-0304
500	11/16"	74-0313	74-0305
1,000	11/16"	74-0314	74-0306
1,500	11/16"	74-0315	74-0307

## Ordering Information

Fast SpinDialyzer			
Chamber Volume, $\mu$ l	Chamber Inner Diameter	Qty. of 1	Qty. of 5
50	7/16"	74-0506	74-0500
100	7/16"	74-0507	74-0501
200	7/16"	74-0508	74-0502
500	11/16"	74-0509	74-0503
1,000	11/16"	74-0510	74-0504
1,500	11/16"	74-0511	74-0505
Replacement Parts			
Description	For Chamber Inner Diameter	Qty. of 1	
Cap for Dialyzers, with hole	7/16"	74-1114	
Cap for Dialyzers, with hole	11/16"	74-1115	
Cap for Dialyzers, with hole	15/16"	74-1116	

For use with QuikPrep pre-cut membranes. Available in cellulose acetate, regenerated cellulose and polycarbonate in a range of sizes. For ordering information, please visit our website at: [www.harvardapparatus.com](http://www.harvardapparatus.com).